

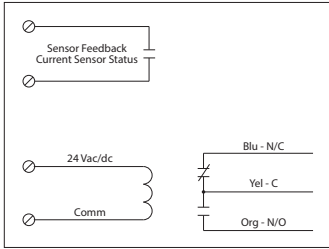
RELAY & AC CURRENT SWITCH COMBOS

RIBX24 Series

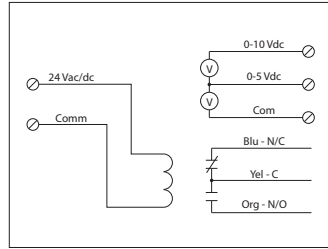
Current Switches or Transducers with Relay, 20 Amp SPDT or SPST + Override, 24 Vac/dc Coil, Fixed, Adjustable, or Analog, Up to 150 Amps Sensing Range, Terminal Strip or Wire Lead Output



RIBX24BA, RIBX24BF+

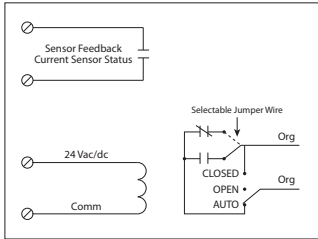


RIBX24BV^

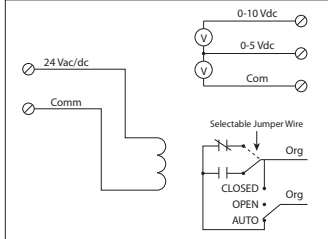


RIBX24SBA

RIBX24SBA, RIBX24SBF+



RIBX24SBV^



SPECIFICATIONS

- Expected Relay Life:** 10 million cycles minimum mechanical
- Operating Temperature:** -30 to 140° F
- Humidity Range:** 5 to 95% (noncondensing)
- Operate Time:** 20ms
- Relay Status:** Red LED On = Activated
- Dimensions:** 4.00"H x 4.00"W x 1.81"D with 0.50" NPT nipple
- Housing Detail:** See **Housing C** in housing guide for dimensions
- Origin:** Made of US and non-US parts
- Wire Length:** 16", 600V Rated
- Approvals:** UL Listed, UL916, C-UL, CE, RoHS
- Housing Rating:** UL Accepted for Use in Plenum, NEMA 1
- Gold Flash:** No

- Coil Current:**
 - 50 mA @ 18 Vac
 - 83 mA @ 24 Vac
 - 33 mA @ 22 Vdc
 - 35 mA @ 24 Vdc
 - 47 mA @ 30 Vdc
- Coil Voltage Input:**
 - 24 Vac/dc ; 50-60 Hz
 - Drop Out = 3 Vac / 3.8 Vdc
 - Pull In = 18 Vac / 22 Vdc

- Sensor Contact: +**
 - When current sensor status is off (open), leakage <30 uA @ 30Vac/dc
 - When current sensor status is on (closed), voltage drop <.3 Vac/dc @ .1 Amp
 - < 1.6 Vac/dc @ .4 Amp
- Sensor Feedback Output: ^**
 - Voltage output is proportional to current sensor range.
 - Min. Input Impedance = 30K ohms
 - Accuracy +/- 1% full scale
 - Vripple < 10m Vac

RIBX24 SERIES SELECTION GUIDE

Model#	Sensing Range	Type *	Threshold	Sensor Output	Resistive	Override Switch	Contact Ratings	Notes
RIBX24BF ECMs	.50-20 Amps	Internal w/ contact status	Fixed, .50 Amp	Solid State Contact 30 Vac/dc, 0.4 Amp	20 Amp	No	20 Amp Resistive @ 277 Vac 20 Amp Ballast @ 277 Vac 16 Amp Electronic Ballast @ 277 Vac (N/O) 10 Amp Tungsten @ 120 Vac (N/O) 1,110 VA Pilot Duty @ 277 Vac 770 VA Pilot Duty @ 120 Vac 240 Watt Tungsten @ 120 Vac (N/C) 2 HP @ 277 Vac 1 HP @ 120 Vac	
RIBX24BA ECMs	.50-20 Amps	Internal w/ contact status	Adjustable	Solid State Contact 30 Vac/dc, 0.4 Amp	20 Amp	No	20 Amp Resistive @ 277 Vac 20 Amp Ballast @ 277 Vac (N/O) 10 Amp Ballast @ 277 Vac (N/C) Not rated for Electronic Ballast 10 Amp Tungsten @ 120 Vac (N/O) 1,110 VA Pilot Duty @ 277 Vac 770 VA Pilot Duty @ 120 Vac 240 Watt Tungsten @ 120 Vac (N/C) 2 HP @ 277 Vac 1 HP @ 120 Vac	
RIBX24BV	0-20 Amps	Internal w/ voltage output	Analog	0-5 Vdc 0-10 Vdc	20 Amp	No	20 Amp Resistive @ 277 Vac 20 Amp Ballast @ 277 Vac (N/O) 10 Amp Ballast @ 277 Vac (N/C) Not rated for Electronic Ballast 10 Amp Tungsten @ 120 Vac (N/O) 1,110 VA Pilot Duty @ 277 Vac 770 VA Pilot Duty @ 120 Vac 240 Watt Tungsten @ 120 Vac (N/C) 2 HP @ 277 Vac 1 HP @ 120 Vac	
RIBX24SBF ECMs	.50-20 Amps	Internal w/ contact status	Fixed, .50 Amp	Solid State Contact 30 Vac/dc, 0.4 Amp	20 Amp	Yes	20 Amp Resistive @ 277 Vac 20 Amp Ballast @ 277 Vac (N/O) 10 Amp Ballast @ 277 Vac (N/C) Not rated for Electronic Ballast 10 Amp Tungsten @ 120 Vac (N/O) 1,110 VA Pilot Duty @ 277 Vac 770 VA Pilot Duty @ 120 Vac 240 Watt Tungsten @ 120 Vac (N/C) 2 HP @ 277 Vac 1 HP @ 120 Vac	• Normally Open or Normally Closed selected by yellow jumper wire
RIBX24SBA ECMs	.50-20 Amps	Internal w/ contact status	Adjustable	Solid State Contact 30 Vac/dc, 0.4 Amp	20 Amp	Yes	20 Amp Resistive @ 277 Vac 20 Amp Ballast @ 277 Vac (N/O) 10 Amp Ballast @ 277 Vac (N/C) Not rated for Electronic Ballast 10 Amp Tungsten @ 120 Vac (N/O) 1,110 VA Pilot Duty @ 277 Vac 770 VA Pilot Duty @ 120 Vac 240 Watt Tungsten @ 120 Vac (N/C) 2 HP @ 277 Vac 1 HP @ 120 Vac	
RIBX24SBV	0-20 Amps	Internal w/ voltage output	Analog	0-5 Vdc 0-10 Vdc	20 Amp	Yes	20 Amp Resistive @ 277 Vac 20 Amp Ballast @ 277 Vac (N/O) 10 Amp Ballast @ 277 Vac (N/C) Not rated for Electronic Ballast 10 Amp Tungsten @ 120 Vac (N/O) 1,110 VA Pilot Duty @ 277 Vac 770 VA Pilot Duty @ 120 Vac 240 Watt Tungsten @ 120 Vac (N/C) 2 HP @ 277 Vac 1 HP @ 120 Vac	

* = Internal current sensor monitors current through common contact of relay.