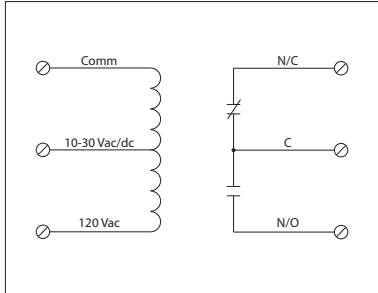


## 15 AMP PILOT CONTROL TRACK MOUNT RELAYS


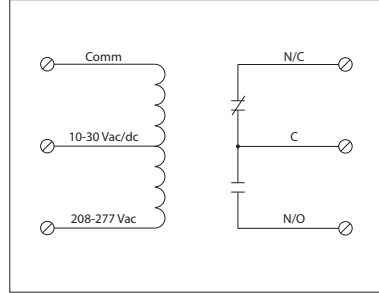
### RIBMU1C

Pilot Relay, 15 Amp SPDT, 10-30 Vac/dc/  
 120 Vac Coil, 4.00" Track Mount



### RIBMH1C

Pilot Relay, 15 Amp SPDT, 10-30 Vac/dc/  
 208-277 Vac Coil, 4.00" Track Mount



### SPECIFICATIONS

**# Relays & Contact Type:** One (1) SPDT Continuous Duty Coil  
**Expected Relay Life:** 10 million cycles minimum mechanical  
**Operating Temperature:** -30 to 140° F  
**Humidity Range:** 5 to 95% (noncondensing)  
**Operate Time:** 20ms  
**Relay Status:** LED On = Activated  
**Dimensions:** 1.25"H x 4.00"W x 0.88"D1/1.38"D2  
**Housing Detail:** See **Housing H** in housing guide for dimensions  
**Origin:** Made of US and non-US parts  
**Track Mount:** 4.000"  
**MT4 Mounting Track Sold Separately**  
**Approvals:** UL Listed, UL916, C-UL, CE, RoHS  
 UL864, California State Fire Marshal  
**Gold Flash:** Yes  
**Override Switch:** No

**Contact Ratings:**  
 15 Amp Inductive @ 150 Vac  
 15 Amp Resistive @ 150 Vac, 28 Vdc  
 10 Amp Resistive @ 277 Vac  
 480 VA Pilot Duty @ 240-277 Vac  
 480 VA Ballast @ 277 Vac  
*Not rated for Electronic Ballast*  
 600 Watt Tungsten @ 120 Vac (N/O)  
 240 Watt Tungsten @ 120 Vac (N/C)  
 1/3 HP @ 120-240 Vac (N/O)  
 1/6 HP @ 120-240 Vac (N/C)  
 1/4 HP @ 277 Vac (N/O)  
 1/8 HP @ 277 Vac (N/C)

**Coil Current:**  
 33 mA @ 10 Vac    13 mA @ 10 Vdc  
 35 mA @ 12 Vac    15 mA @ 12 Vdc  
 46 mA @ 24 Vac    18 mA @ 24 Vdc  
 55 mA @ 30 Vac    20 mA @ 30 Vdc  
 28 mA @ 120 Vac (RIBMU1C)  
 39 mA @ 208-277 Vac (RIBMH1C)

**Coil Voltage Input:**  
 10-30 Vac/dc; 120 Vac; 50-60 Hz (RIBMU1C)  
 10-30 Vac/dc; 208-277 Vac; 50-60 Hz (RIBMH1C)  
 Drop Out = 2.1 Vac / 2.8 Vdc  
 Pull In = 9 Vac / 10 Vdc