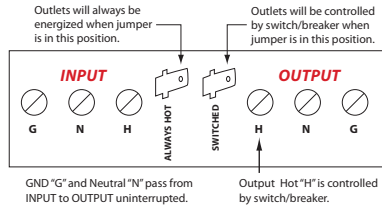


SWITCH / CIRCUIT BREAKER COMBOS

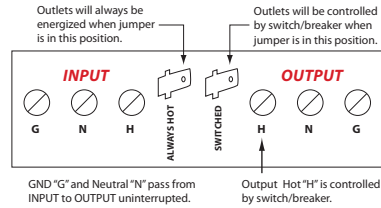
PSPT2RB4

Power Control Center, 4 Amp Switch / Circuit Breaker, 120 Vac, 2 Outlets, Terminals, NEMA 1 Housing



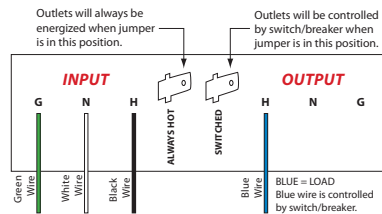
PSPT2RB10

Power Control Center, 10 Amp Switch / Circuit Breaker, 120 Vac, 2 Outlets, Terminals, NEMA 1 Housing




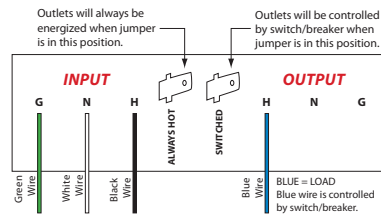
PSPW2RB4

Power Control Center, 4 Amp Switch / Circuit Breaker, 120 Vac, 2 Outlets, Wires, NEMA 1 Housing



PSPW2RB10

Power Control Center, 10 Amp Switch / Circuit Breaker, 120 Vac, 2 Outlets, Wires, NEMA 1 Housing



AT4 SERIES SELECTION GUIDE

Model #	Circuit Breaker	Terminals	Wires
PSPT2RB4	4 Amps	•	
PSPT2RB10	10 Amps	•	
PSPW2RB4	4 Amps		•
PSPW2RB10	10 Amps		•

SPECIFICATIONS

- Operating Temperature:** -30 to 140° F
- Humidity Range:** 5 to 95% (noncondensing)
- Circuit Breaker:** 4 Amp Max. or 10 Amp Max.
- Dimensions:** 4.00"H x 4.00"W x 1.81"D with 0.50" NPT nipple
- Housing Detail:** See **Housing C** in housing guide for dimensions
- Origin:** Made of US and non-US parts
- Wires:** 16", 600V Rated (PSPW2RB4 & PSPW2RB10)
- Approvals:** UL Listed, UL916, C-UL, CE, RoHS
- Housing Rating:** UL Accepted for Use in Plenum, NEMA 1
- Terminals:** Ground "G" and Neutral "N" pass from INPUT to OUTPUT uninterrupted. OUTPUT Hot blue wire is controlled by the switch/breaker.

Notes:

- Indicator light will illuminate when switch/breaker is ON (RESET position) indicating power has been transferred from INPUT to OUTPUT by the switch/breaker. If it is desired for the indicator light to be illuminated continuously to indicate the presence of input (Line) power, INPUT and OUTPUT may be reversed -- connect input power from line to OUTPUT and connect output load to INPUT (operation of the jumpers above also reverses).